

STATEMENT OF APPROPRIATIONS, ALLOTMENTS, OBLIGATIONS, DISBURSEMENTS AND BALANCES
As of the Quarter Ending December 31, 2018

Department: Department of Education (DepEd)

Agency: National Museum

Operating Unit: N/A

Organization Code (UACS): 07004000000

Fund Cluster: 01 - Regular Agency Fund


Authorization: 01 - Current Year Appropriations

Report Status: SUBMITTED

Particulars	UACS CODE	Appropriation			Allotments			Current Year Obligations					Current Year Disbursements					Balances						
		Authorized Appropriation	Adjustments (Transfer To/From, Realignment)	Adjusted Appropriations	Allotments Received	Adjustments (Withdrawal, Realignment)	Transfer To	Transfer From	Adjusted Total Allotments	1st Quarter Ending March 31	2nd Quarter Ending June 30	3rd Quarter Ending Sept. 30	4th Quarter Ending Dec. 31	Total	1st Quarter Ending March 31	2nd Quarter Ending June 30	3rd Quarter Ending Sept. 30	4th Quarter Ending Dec. 31	Total	Unreleased Appropriations	Unobligated Allotment	Unpaid Obligations (15-20) = (23+24)		
1	2	3	4	5=3+4	6	7	8	9	10=(8+9+4)	11	12	13	14	15=(11+12+13+14)	16	17	18	19	20=(16+17+18+19)	21=(6-10)	22=(10-15)	23	24	
I. Agency Specific Budget																								
Specific Budgets of National Government Agencies	01101101	621,671,000.00		621,671,000.00	408,878,368.00				408,878,368.00	70,618,740.40	69,438,714.10	82,619,823.01	128,418,471.12	376,991,757.69	30,118,852.26	74,584,113.60	62,224,021.04	67,541,323.41	263,443,410.39	113,184,812.00	32,084,830.31	7,550,183.28	104,887,183.82	
General Administration and Support	10000000000000	69,007,000.00		69,007,000.00	58,812,368.00				58,812,368.00	16,567,037.13	18,522,434.64	12,201,023.43	9,989,527.42	53,270,622.52	6,698,008.70	16,258,859.03	13,142,170.84	7,343,685.02	45,343,324.58	9,184,812.00	3,541,485.48	956,184.97	8,931,432.09	
General management and supervision	100000100001000	54,683,000.00		54,683,000.00	54,683,000.00				54,683,000.00	16,284,693.87	18,405,831.07	11,470,626.67	6,600,489.18	51,041,630.89	8,308,108.24	16,142,456.58	12,410,773.30	6,254,843.78	43,113,638.06	3,541,483.11	886,184.97	6,931,432.06		
PS		16,778,000.00		16,778,000.00	16,778,000.00				16,778,000.00	6,065,103.76	7,263,063.30	3,966,438.71	471,404.23	16,778,000.00	5,084,048.19	7,351,656.82	3,880,238.71	489,096.47	16,745,307.13		3,500.00	27,182.87		
MOOE		34,197,000.00		34,197,000.00	34,197,000.00				34,197,000.00	10,199,489.91	11,052,877.77	6,121,816.70	4,011,837.59	31,285,624.33	3,242,120.11	8,790,188.74	6,068,063.11	5,708,529.31	23,828,716.27	2,811,175.87	892,884.97	6,464,444.09		
CO		3,610,000.00		3,610,000.00	3,610,000.00				3,610,000.00			2,482,488.69	517,244.00	2,979,712.68					2,839,819.58		630,287.44	438,789.00		
Administration of Personnel Benefits	100000100002000	11,424,000.00		11,424,000.00	2,229,388.00				2,229,388.00	282,443.49	110,503.47	731,397.48	1,088,041.24	2,229,388.63	292,443.48	118,803.47	731,397.48	1,088,041.24	2,229,388.63	9,184,812.00		2.37		
PS		11,424,000.00		11,424,000.00	2,229,388.00				2,229,388.00	292,443.49	110,503.47	731,397.48	1,088,041.24	2,229,388.63	292,443.48	118,803.47	731,397.48	1,088,041.24	2,229,388.63	9,184,812.00		2.37		
Support to Operations	200000000000000	2,509,000.00		2,509,000.00	2,509,000.00				2,509,000.00	182,354.87	594,622.96	512,178.44	843,108.87	2,112,142.84	181,805.00	673,001.43	397,833.30	789,422.87	1,801,162.80		396,857.10		210,980.24	
Project Monitoring and Evaluation Services	200000100001000	2,509,000.00		2,509,000.00	2,509,000.00				2,509,000.00	182,354.87	594,622.96	512,178.44	843,108.87	2,112,142.84	181,805.00	673,001.43	397,833.30	789,422.87	1,801,162.80		396,857.10		210,980.24	
PS		588,000.00		588,000.00	588,000.00				588,000.00	149,023.26	303,088.13	110,190.31	21,699.32	568,699.02	148,493.29	202,900.80	113,578.30	24,659.32	579,471.71		1,000.86		7,527.31	
MOOE		1,851,000.00		1,851,000.00	1,851,000.00				1,851,000.00	133,111.71	291,434.83	248,447.73	818,407.65	1,371,603.42	133,111.71	280,100.83	254,556.00	773,723.55	1,321,980.89		278,388.88		48,912.85	
CO		270,000.00		270,000.00	270,000.00				270,000.00			168,540.40		163,540.40					116,459.60				153,640.40	
Operations	300000000000000	453,355,000.00		453,355,000.00	349,355,000.00				349,355,000.00	54,889,377.30	77,319,757.08	69,838,721.14	118,863,838.83	320,908,623.33	30,356,537.58	67,732,453.20	66,713,916.90	59,399,016.52	216,201,923.20	104,000,000.00	28,746,307.87	6,681,688.41	97,844,780.72	
OO : Management and preservation of museums, collections, and cultural properties strengthened	310000000000000	453,355,000.00		453,355,000.00	349,355,000.00				349,355,000.00	54,889,377.30	77,319,757.08	69,838,721.14	118,863,838.83	320,908,623.33	30,356,537.58	67,732,453.20	66,713,916.90	59,399,016.52	216,201,923.20	104,000,000.00	28,746,307.87	6,681,688.41	97,844,780.72	
MUSEUMS PROGRAM	310100000000000	453,355,000.00		453,355,000.00	349,355,000.00				349,355,000.00	54,889,377.30	77,319,757.08	69,838,721.14	118,863,838.83	320,908,623.33	30,356,537.58	67,732,453.20	66,713,916.90	59,399,016.52	216,201,923.20	104,000,000.00	28,746,307.87	6,681,688.41	97,844,780.72	
Management and Development of the National Collections and Related Knowledge Resources (including Participation to International Meetings and Conferences)	310100100001000	189,288,000.00		189,288,000.00	189,288,000.00				189,288,000.00	43,321,769.16	63,365,722.62	44,427,121.17	32,330,785.60	183,461,398.55	23,203,808.49	46,536,630.70	54,243,117.84	35,881,899.86	158,868,380.71	16,810,801.48	5,880,739.94	18,716,299.39		
PS		87,220,000.00		87,220,000.00	87,220,000.00				87,220,000.00	15,208,590.22	21,838,234.97	22,933,703.60	7,420,327.99	67,201,859.83	15,139,694.12	21,585,808.32	22,843,688.64	7,201,308.11	68,770,638.10		18,143.17	71,824.28	369,884.30	
MOOE		113,030,000.00		113,030,000.00	113,030,000.00				113,030,000.00	26,112,178.94	41,527,487.65	14,202,377.00	21,206,388.64	105,170,746.52	9,084,112.37	23,839,827.68	25,654,433.87	85,830,841.32	7,835,250.48	4,608,116.26	14,707,792.32			
CO		19,018,000.00		19,018,000.00	19,018,000.00				19,018,000.00		131,890.80	7,231,940.40	3,710,071.00	11,072,792.20		11,040.80	3,288,780.40	3,028,180.00	6,433,681.20		7,945,207.80	990,000.00	3,948,811.00	
Restoration, Preservation, Protection and Development of Cultural Property	310100100002000	54,637,000.00		54,637,000.00	54,637,000.00				54,637,000.00	11,577,808.14	13,898,820.48	10,720,230.26	12,404,980.89	48,801,310.61	7,162,731.08	12,179,448.14	12,025,514.14	12,608,817.58	43,884,611.05		6,038,600.39	692,248.87	4,044,458.79	
PS		18,408,000.00		18,408,000.00	18,408,000.00				18,408,000.00	4,806,340.36	6,638,910.86	3,817,359.47	1,542,216.94	18,408,829.84	4,592,878.28	6,634,810.85	3,808,479.29	1,534,787.03	16,368,935.45		170.38	8,212.09	31,602.10	
MOOE		35,820,000.00		35,820,000.00	35,820,000.00				35,820,000.00	6,698,287.78	7,258,909.64	6,152,295.22	10,882,741.79	31,241,914.37	2,656,662.81	5,544,038.20	7,498,458.26	10,972,130.55	26,845,080.90	4,818,088.63	684,038.78	4,012,796.69		
CO		2,388,000.00		2,388,000.00	2,388,000.00				2,388,000.00			950,576.60		950,576.60			950,576.60		960,676.60		1,417,424.40			
Locally-Funded Project(s)	310100200000000	189,450,000.00		189,450,000.00	85,460,000.00				85,460,000.00		55,613.86	14,858,369.68	73,842,080.54	88,555,074.17		18,467.38	2,446,285.22	11,010,197.88	15,471,850.84	104,000,000.00	8,884,023.83		75,084,023.69	
Rehabilitation of Main Distribution Frame and IP Telephony System at National Museum of Fine Arts Building	310100200001000	10,450,000.00		10,450,000.00	10,450,000.00				10,450,000.00				9,604,448.80	9,604,448.80			163,540.40		163,540.40		845,551.20		9,450,908.40	
CO		10,450,000.00		10,450,000.00	10,450,000.00				10,450,000.00				9,604,448.80	9,604,448.80			163,540.40		163,540.40		845,551.20		9,450,908.40	
Site Development and Integration of the Gomburza Monument and the Old Legislative Building Along and Across Padre Burgos Avenue in the City of Manila	310100200002000	15,000,000.00		15,000,000.00	15,000,000.00				15,000,000.00			14,560,617.48		14,560,617.48			2,184,082.82	1,308,989.50	3,493,082.12		489,362.52		11,087,625.38	
CO		15,000,000.00		15,000,000.00	15,000,000.00				15,000,000.00			14,560,617.48		14,560,617.48			2,184,082.82	1,308,989.50	3,493,082.12		489,362.52		11,087,625.38	
Restoration and Improvement of Cultural Properties and Spaces in Batul	310100200003000	40,000,000.00		40,000,000.00	40,000,000.00				40,000,000.00				38,266,424.37	38,266,424.37				5,738,483.68	5,738,483.68		1,743,575.83		32,517,900.71	
CO		40,000,000.00		40,000,000.00	40,000,000.00				40,000,000.00				38,266,424.37	38,266,424.37				5,738,483.68	5,738,483.68		1,743,575.83		32,517,900.71	
Restoration and Improvement of Cultural Properties and Spaces in the Ilocos Region	310100200004000	30,000,000.00		30,000,000.00	30,000,000.00				30,000,000.00			55,813.95	97,752.20	26,981,217.37	28,134,483.62			18,407.38	107,652.20	3,982,734.90	4,068,854.38		3,885,616.49	22,047,820.10
CO		30,000,000.00		30,000,000.00	30,000,000.00				30,000,000.00			55,813.95	97,752.20	26,981,217.37	28,134,483.62			18,407.38	107,652.20	3,982,734.90	4,068,854.38		3,885,616.49	22,047,820.10


Handwritten signature/initials

Handwritten signature/initials


JUCAY, CLARIZA


Budget Officer

Date: 15/Jan/2019


FORTES, ALVIN CARL C.

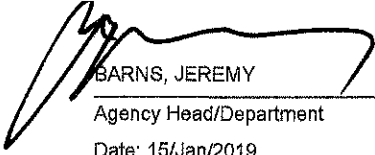
Chief Accountant

Date:


BERNARDO, CONSUELO M.

Director, FMS

Date: 15/Jan/2019


BARNES, JEREMY

Agency Head/Department

Date: 15/Jan/2019